



SDPE.ia/academy

Additive is competitive

Additive Manufacturing turnkey solutions

Contents

- 01 Next Level. Next to you.
 - 02 Additive is Competitive
 - 04 Circular economy in industrial applications
 - 06 Prima Additive Application and Innovation Centre
 - 08 Make your business future-ready in five steps
 - 10 Inventing your future products with Powder Bed Fusion
 - 14 Customise, coat & repair large parts with Direct Energy Deposition
 - 18 Prima Additive product range
 - 20 150 Family / Powder Bed Fusion
 - 22 300 Family / Powder Bed Fusion
 - 26 400 Family / Powder Bed Fusion
 - 28 IANUS Cell / Direct Energy Deposition and other advanced laser processes
 - 30 LASERDYNE® 811 / Direct Energy Deposition
 - 34 LASERDYNE® 795 / Direct Energy Deposition
 - 36 Direct Energy Deposition Kit

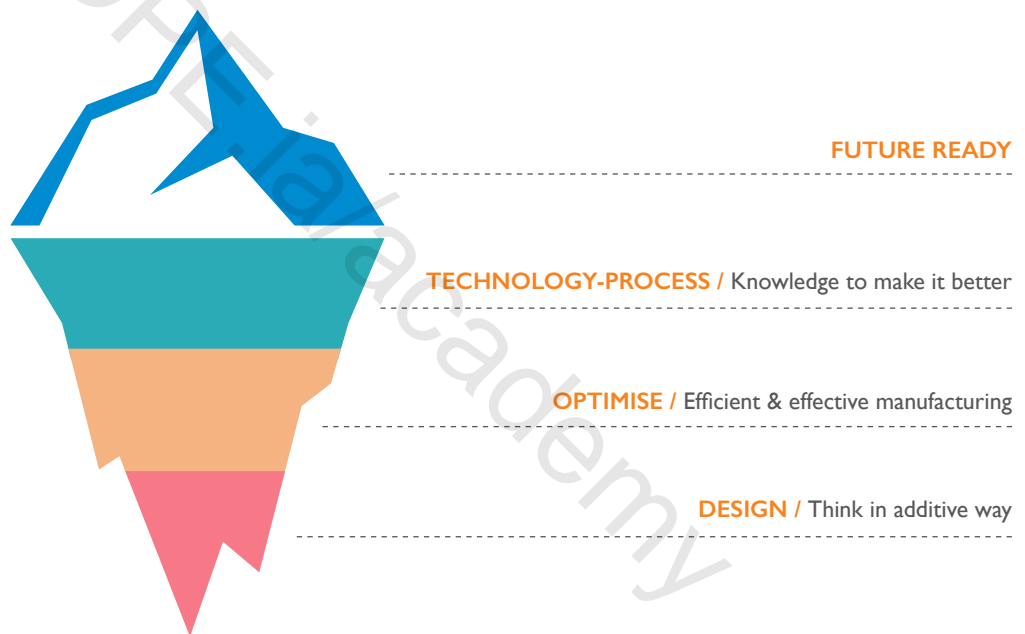
 - 38 Prima Open Additive
 - 39 Additive Manufacturing On-demand: Prima Additive Marketplace
 - 40 Prima Additive Services: key to easier Additive Manufacturing adoption
-

Next level. Next to you.

The rapidly evolving field of **Additive Manufacturing** has still only touched the tip of the iceberg in terms of maturity, with significant progress still to be made in all areas, not limited to development of design, software, processes, materials, equipment and services.

In line with the **Prima Industrie philosophy**, **Prima Additive is next to you as your partner offering a unique, full turnkey solution through this journey**. Supporting you in all areas of additive powder bed fusion and direct energy deposition from design and application support through to provision of equipment with our long established global service network.

Our team of experts will always be available to listen, collaborate, assist and advise you.



What can be found in this brochure

Metal powder bed fusion laser technology for printing 3D components.

Direct energy deposition technology for printing 3D components, coatings and repair.

An introduction to our **Application and Innovation Centre** to discover our method adapted to your needs to assist you in developing functional components.

A specialised and experienced **sales and service network**, always next to you and speaking your language, with both remote and field support.

Additive is Competitive

Prima Additive, a division of Prima Industrie, is a leading specialist in Additive Manufacturing processes, systems and solutions worldwide. **Prima Additive is the unique manufacturer worldwide offering the full range of metallic laser Additive Manufacturing technologies, namely: powder bed fusion and direct energy deposition, as well as full application support and global service.**

EXPERIENCE

A Group with over 40 years of experience and more than 13,000 installed machines.



INNOVATION

An expert Research & Development team committed to research the most competitive technology for our customers.



GLOBAL

More than 80 countries where you can obtain our specialised sales, application and services support in your language.

SUPPORT

Application centre focused on support services in design, re-engineering, prototyping, processes and materials.

Additive is competitive – the Prima Additive philosophy is our commitment to **advancing the industry by reducing barriers to entry in Additive Manufacturing.**

What does “Additive is Competitive” mean?



Turnkey solutions

A one stop shop with installation, training and know-how transfer for all equipment and machinery.
An investment with the key in your hands



Expertise and consulting

Complete application support: part re-engineering and design, process optimisation and configuration, extensive part testing and standards compliance



Prototyping

Supporting you in design for additive, we can design and build your prototype in our application centre



Global services and support

Global assistance with local support speaking your language



Industry 4.0

Additive Manufacturing machinery as part of factory of the future – open data platform, resource planning and remote assistance



Printing quality

Excellent part quality for a wide range of materials combined with high process reliability and repeatability



Flexibility and low costs

High flexibility in use: printing in a wide range of materials, open process parameters and simple operation.
Low investment and maintenance costs. Best price to performance ratio in the market today

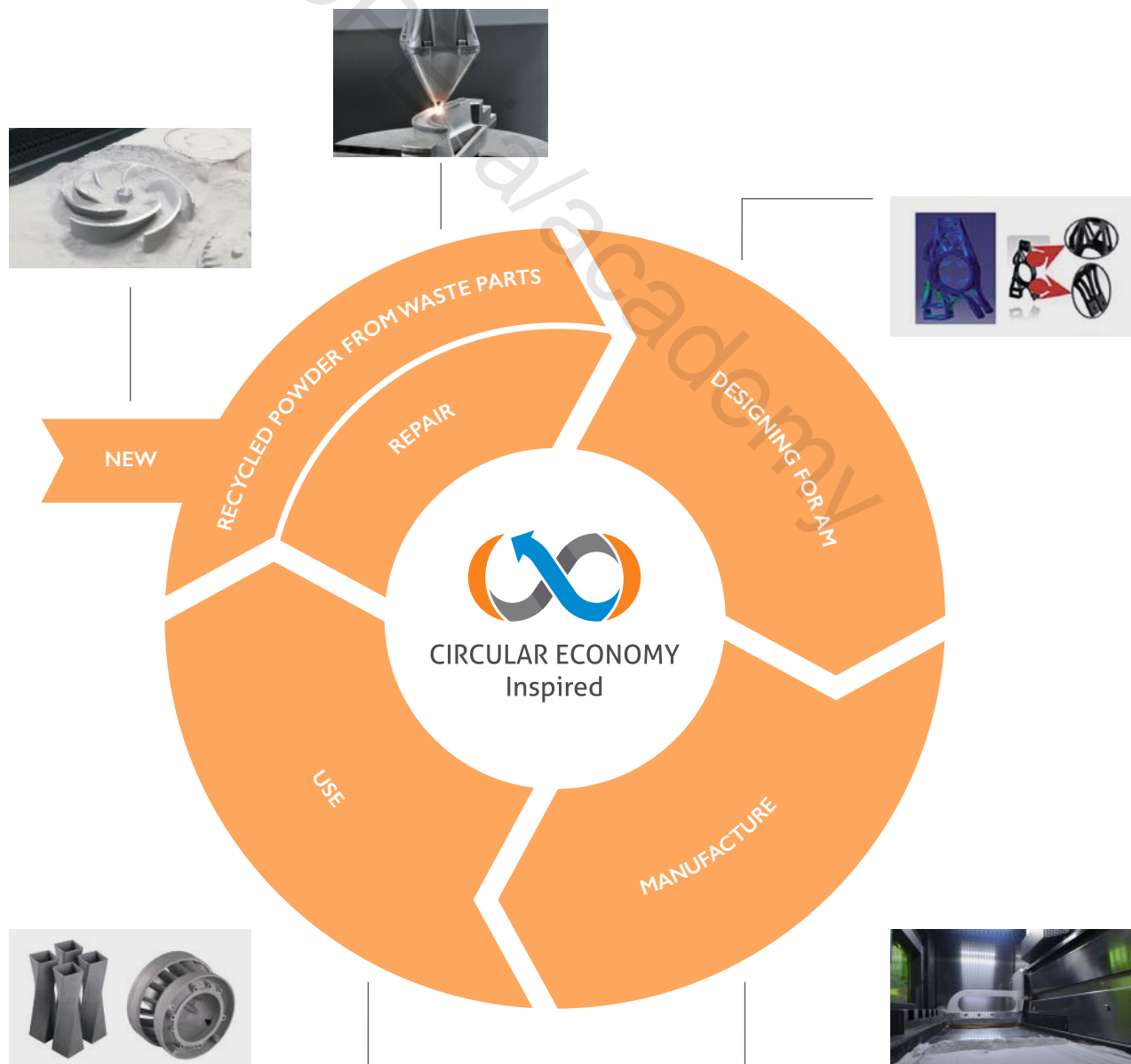
Circular Economy in industrial applications

Prima Additive approach is inspired by the Circular Economy vision as the strategic mean to fully exploit the value of Additive.

Circular Economy in terms of:

- **Design strategies** for extending product lifecycle
- **Optimised processes** to use resources more efficiently
- **Remanufacturing** to return a used product to its original performances
- **Recycling of powders** to close the material loop.

In a circular economy, the value of products and materials is maintained for as long as possible. Waste and resource use are minimised, and when a product reaches the end of its life, it is used again to create further value. This can bring major economic benefits.





Prima Additive Application and Innovation Centre

BRINGING ADDITIVE MANUFACTURING CLOSER TO INDUSTRY

The new Prima Additive Application and Innovation Centre in Turin provides a fully equipped area where you can **familiarise yourself with Additive Manufacturing technologies** to increase your exposure and knowledge. Facilitating training and knowledge sharing, our specialist groups of engineers are always next to you. You have a unique opportunity to see first-hand the capabilities of the technology and we can together identify how to rapidly **deploy it in your business in the most competitive manner.**



Consider our Application Centre as your personal Additive Manufacturing knowledge centre

Access to Prima Additive machinery and expertise for developing your ideas

Application consultation and preparation

Support on your product costing and scheduling

Basic training on preparing data and handling the machines

Safety training for additive processes

Powder supply either from Prima Additive or support to qualify your own powders

Supporting you to print your prototypes on our machines

Supporting you in designing for Additive (re-engineer your products to improve cost and performance)

Process qualification and documentation support

Developing your machinery and pre/post processing equipment business case with you

With a long-standing experience in laser systems and a wide support and services network Prima Additive can transfer the entire know-how to your site and ensure a smooth and efficient transition of your production.

Make your business future-ready in five steps

PRIMA ADDITIVE METHODOLOGY OF APPLICATIONS

Case Analysis

Process and material evaluation

PRIMA ADDITIVE & CLIENTS MEETINGS

Always next to the customer Prima Additive application engineers will guide you through a concrete approach to evaluate your case, reengineer your products, realise your prototypes and transfer to you the “know how” created.

Initial estimation on key aspects of the process

Printing strategy simulations

Feasibility and sustainability report

Experimentation for obtaining process parameters

Realization of samples with the required material



STEP 1



STEP 2

Realization of the prototype in Prima Additive machines

Select appropriate process and machine parameters

Fabrication of the prototype

Repeatability of the printing procedure



STEP 3

Evaluation and characterization of the parts

Verification of quality targets

Obtain mechanical and thermal properties

Guidance to post-process phases



STEP 4

Reporting & "know how"

Customer manual (process details and application)

Optimization of process techniques

Know-how exploitation

Advanced training



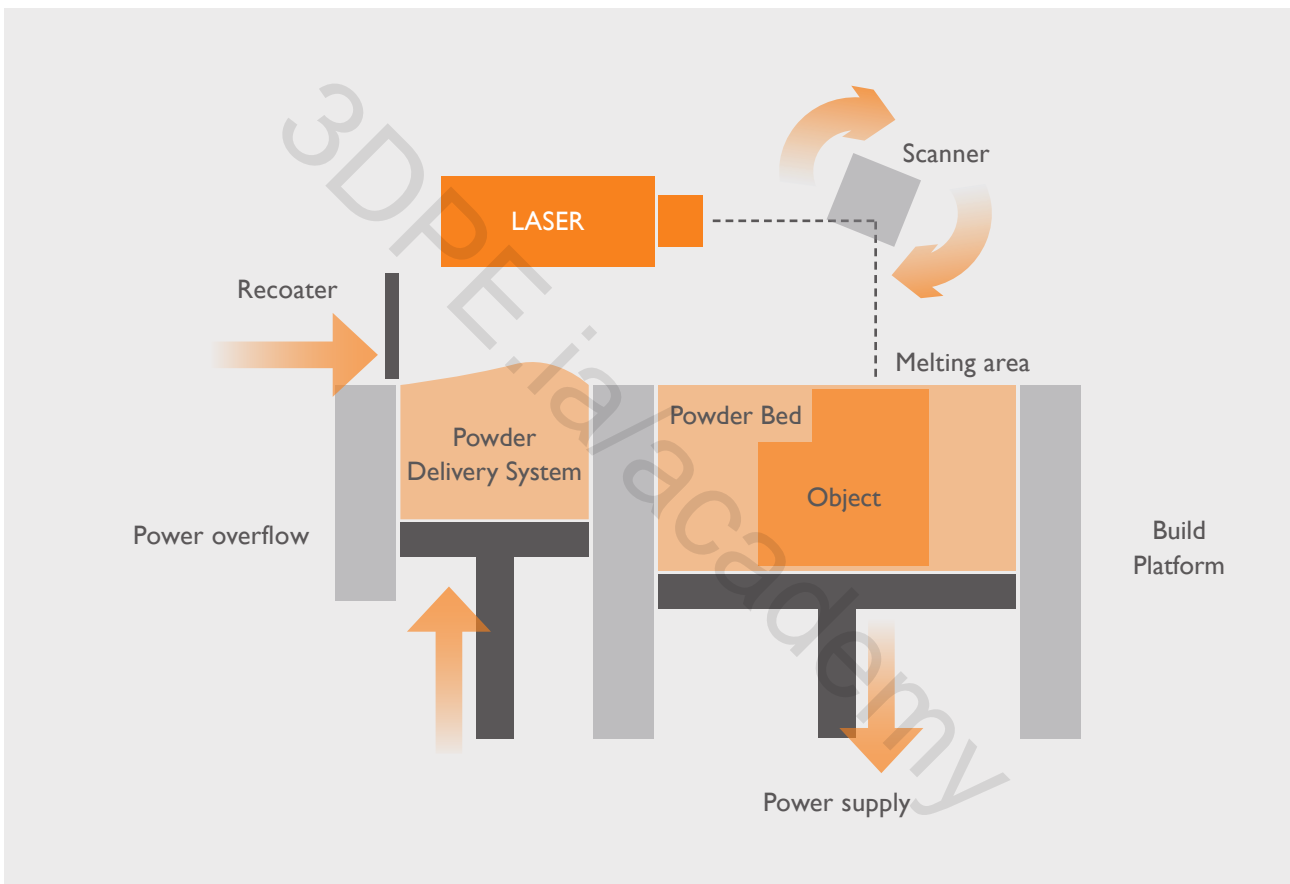
STEP 5

Inventing your future products with Powder Bed Fusion

TECHNOLOGY PRINCIPLE: LAYER BY LAYER FABRICATION



Powder bed fusion process uses thermal energy to melt specific points on a layer of metallic powder. The thermal energy - produced from a laser source - melts the powder material, which then solidifies as it cools and this way, each area of the part is manufactured. The part is built up into layers and so this process is repeated for each layer to create the part. After the melting of one layer, the platform lowers, and the powder recoater deposits a new layer.



Our application approach

We support the identification of components with Additive Manufacturing potential

Guidance and consultation for your Additive Manufacturing business case and providing you with a feasibility and sustainability report

Concepts for (re)design & (re)engineering

Evaluation map

CURRENT OPERATION & MANUFACTURING DETAILS	QUALITY TARGETS	COSTS AND PRODUCTION TIME
Weight and dimensions	Tolerances	Lead/production time for each part
Part location & function	Roughness	Typical cost per part
Type of application	Hardness	Typical cost of prototype
Current production method and volume	Mechanical/thermal strength	
Typical operating conditions	Other part related metrics	

Re-engineering and re-design of your component

Supporting and training you in your design for additive journey creating new innovative shapes not possible through traditional methods.

Key to making additive competitive is not to just proto-type or replace existing parts but to fully redesign components and sub-assemblies and create value through cost, weight, performance and time to market.

(Re)Design approach

1 ST PHASE	2 ND PHASE	3 RD PHASE
Identify component from feasibility report	Topology optimization	Creation of new CAD models
Investigate new features	Mechanical and thermal simulations	Validation and testing
Investigate combining components	Optimisation based on several criteria (weight, volume, stiffness)	Printing strategy development
Design areas to facilitate easier printing	Design iterations for optimal manufacturing	



Advantages



Manufacturing of complex geometries



Cost and part weight reduction



No tooling requirements



Efficient material usage



Customised parts

Process characterisation and prototyping

After the finalisation of the design and print strategy, Prima Additive focuses on the optimum selection of the process parameters. Performing a series of standard testing, Prima Additive application engineers are in a position to optimise the process aspects for each case and ensure the expected mechanical properties. The first prototype is then realised.



Prima Additive powders are extensively tested to give a good understanding of the mechanical characteristics of the part. We will also support you to supply your own materials and train you to configure the optimum process and machine parameters.



Managing prototype

- Building your prototype in our application centre
- Post treatment support for hardness, stress relief, part removal and surface finishing
- Testing and measurement

We provide you with an application manual of tasks required to produce your components. This guide assists process replication, optimisation and machine configuration. We are always next to you to explore how to improve your products.

Customise, coat & repair large parts with Direct Energy Deposition

TECHNOLOGY PRINCIPLE: HIGH BUILD RATE



The direct energy deposition process uses focused thermal energy generated from a laser source to fuse powder metal sprayed at the focal point of the laser beam. This laser beam melts the deposited powder to the component. The laser is coaxial to the deposition head which moves in 3 to 5 simultaneous axes. A rotary tilt table can also be installed in order to keep the melt pool created in a horizontal plane. This capability makes the process suitable for adding features to existing parts as well as for repairs and coatings.



Our expertise is your deposition experience

Together evaluate each application and design tailored solutions

Guidance and consultation for your Additive Manufacturing business case and providing you with a feasibility and sustainability report


Concepts for your specific application requirements

Evaluation map

CURRENT OPERATION & MANUFACTURING DETAILS	QUALITY TARGETS	COSTS AND PRODUCTION TIME
Weight and dimensions	Tolerances	Lead/production time for each part
Part location & function	Roughness	Typical cost per part
Type of application and parts volume	Hardness	Typical cost of prototype
Failure cause	Mechanical & thermal fatigue	
Typical operating conditions	Anti-corrosion requirements	

Engineering Process

1 ST PHASE	2 ND PHASE	3 RD PHASE
Identify suitable applications from feasibility report	Reverse engineering – 3D scanning	Creation of the final CAD model
Investigate new features	Creation of CAD model	Validation and testing
Evaluate suitable part handling and equipment	Redesign for adding functionality	Build strategy development
Evaluate base and deposited materials	CAD model iterations for optimal manufacturing	



Advantages



Depositing on existing parts to add custom features, coatings and repair



Extended product lifecycle with repair or coatings



Minimal tooling requirements



Efficient material usage



Multi-material capabilities



Equipment automation options

Process and material evaluation

After the finalisation of the design and build strategy, Prima Additive focuses on the characterisation of the materials and the process to ensure the optimum parameters. Performing a series of standard testing, Prima Additive application engineers are in a position to optimise the process for each case and model the expected mechanical properties on the actual part, with the ability to provide our standard recipes for our materials or support in creating new material recipes. This proven process is shared with you in order to ensure you have a stable and repeatable process.

Managing the build process

- Verification of quality and performance targets
- Guidance and automation options in post-process activities

We provide you with an application manual of tasks required to support your process. This guide assists process replication, optimisation and machine configuration. We are always next to you to explore how to improve your products.

Prima Additive product range



POWDER BED FUSION



Print Sharp - Print Genius - Print Green I50

Compact platform available in three different configurations: Print Sharp I50 (single laser), Print Green I50 (green laser), Print Genius I50 (dual laser), also available in Double Wavelength version with IR and green laser in the same system



1 or 2 x 300 W IR or 200 W Green
Also available in double wavelength config.



Build volume: \varnothing 150x160 mm



Print Sharp - Print Genius - Print Brilliance 300

An innovative PBF additive system in open configuration for the fabrication of medium / large components intended for production, available as: Print Sharp 300 (single laser), Print Genius 300 (dual laser), Print Brilliance 300 (quad laser)



1 or 2 or 4 x 500 W IR or 200 W Green
Also available in double wavelength config.



Build volume: 330x330x400 mm



Print Genius 400 / 400 XL

A high-performance platform to produce large components: the solution that best suits the specific needs of the aerospace and automotive industries. Automatic work chamber extraction and powder management system to improve productivity.



2 or 4 x 500 W IR or 200 W Green
Also available in double wavelength config.



Build volume: 430x430x600/1000 mm



DIRECT ENERGY DEPOSITION



IANUS Cell

Open platform with robotic arm equipped with different technology solutions for maximum flexibility: powder DED, wire DED, laser welding, laser hardening.



Fiber \geq 2 kW



Working volume: 1600x1200x700 mm*



LASERDYNE® 811

The fastest solution with high precision for 3D manufacturing, component repair, research and development of new materials and applications.



Fiber \geq 2 kW



Working volume: 1100x800x600 mm



LASERDYNE® 795

Suitable to handle medium and large components with fast and qualitative results. Flexible to accommodate different options for machine and process set up.



Fiber \geq 2 kW



Working volume: 1000x1000x1000 mm
2000x1000x1000 mm (XL)

* depending on machine configuration

Compatible materials

Prima Additive are constantly striving to improve materials technology, machines and processes to support you to qualify your powder. We develop the correct process parameters and set an optimal configuration for your machine to ensure quality and repeatability.

Aluminum Alloys



Al

AlSi10Mg, AlSi7Mg

High thermal conductivity, high mechanical properties (strength and hardness), high electrical conductivity, good post process finishing, excellent corrosion resistance and low density

Application sectors

Aerospace
Automotive
Mechanical components

Steel Alloys



Fe

316L, Maraging M300, 17-4PH

Excellent strength under elevated temperature combined with high corrosion resistance, hardness as well as high ductility, high post process finishing and good thermal properties

Application sectors

Oil and Gas / Food Industries
Aerospace / Automotive
Biomedical / Chemical
Mechanical components

Titanium Alloys



Ti

Ti-6Al-4V

Low specific weight combined with low thermal conductivity and expansion, excellent mechanical properties, high biocompatibility and high corrosion resistance

Application sectors

Aerospace
Automotive
Medical / Dental

Nickel Alloys



Ni

In625, In718, Hastelloy X

High yield, fatigue and creep strength with excellent anti-oxidation and anti-corrosion behavior in aggressive environments, high corrosion resistance at high temperatures high strength and good ductility

Application sectors

Aerospace / Automotive
Biomedical / Chemical
Energy / Oil and Gas
Mechanical / Marine

Cobalt-chromium Alloys



CoCr

CoCr (Ni Free)

Biocompatibility, exceptional strength and durability, and resistance to wear and corrosion

Application sectors

Medical / Dental
Energy / Oil and Gas
Automotive
Design objects / Jewelry

Copper Alloys



Cu

CuSn10, CuCrZr, Cu

High resistance against corrosion combined with mechanical properties and both thermal and electrical conductivity

Application sectors

Electronics
Aerospace
Jewelry

150 Family

POWDER BED FUSION



ONE PLATFORM, THREE MODELS

150 family is the new series of metal additive manufacturing machines for the production of small components. Available in 3 models with a build volume of \varnothing 150x 160 mm: **Print Sharp 150** with single IR laser, **Print Genius 150** with two Lasers, **Print Green 150** with Green Laser for processing pure copper.



HIGH QUALITY

Pre-heating both from the top and from the bottom of the powder bed up to 300° C to ensure better melting performance.



EVERYTHING UNDER CONTROL

Real-time checks that analyze any defects in the metal powder layer at any time.



ALWAYS THE RIGHT SPOT

An optical system with beam expander, to vary the size of the laser beam spot as needed, together with an automatic laser focus position on platform adjustment via software for an optimal result.



GREEN LASER

Thanks to the green laser, available on the Print Green 150, you can work highly reflective materials such as pure copper: the ideal solution for the needs of the electronics and industrial components sectors.



INNOVATIVE LASER CONFIGURATION

The Print Genius 150 is also available in the "**Double Wavelength**" version, equipped with a 300W infrared laser and a 200W green laser for unmatched results on any material.

Technical Specifications

150 Family

DIMENSIONS (LxWxH)	1760 (L) - 1120 (W) - 2200 (H)
WEIGHT	1800 kg.
POWER SUPPLY	380 V / 50 Hz / 6 kW / 32A
LASER (Print Sharp 150)	Laser Yb (Ytterbium) 300 W IR (wavelength 1070 nm) single mode
LASER (Print Genius 150)	2 x 300 W IR / 2 x 200 W Green / 1 x 300 W IR + 1 x 200 W Green
LASER (Print Green 150)	Green fiber laser 200 W (wavelength 532 nm)
LASER FOCUS DIAMETER	35 - 70 µm (adjustable focus position)
BUILDING VOLUME	Ø 150 x 160 mm
BEAM DEFLECTION SPEED	1 or 2 x 5 m/s f-theta or 3 axis scanner
POSITIONING SPEED	1 or 2 x 10 m/s f-theta or 3 axis scanner
BUILD RATE *	2 - 50 cm ³ /h
LAYER THICKNESS	0.02 mm - 0.12 mm
LAYER WIDTH	0.1 mm (single line width)
BUILDING PLATFORM Z-AXIS	Travel: 210 mm
HEATING PLATFORM	up to 200°C (300° C optional)
MONITORING OF O2 LEVEL	Below 500 ppm (0.05%) (Below 100 ppm optional)
PERMISSIBLE ROOM TEMPERATURES	15 - 30°C
GAS (Consumption - running)	4 L/min (running)
SYSTEM FILL CONSUMPTION	20 L / min. (up to filling)
CAM SOFTWARE	Materialise Magics / Netfabb
CONTROL & OTHER SOFTWARE	Open / Materialise
INDUSTRIAL INTERFACES	Ethernet - internal web server

* Dependent on process parameters and material used.

- Size & Power
- Laser
- Machine and additive process details
- Peripheral & auxiliaries - Software

300 Family

POWDER BED FUSION



HIGH PRODUCTIVITY AND PRECISION FOR MEDIUM / BIG-SIZED COMPONENTS

The Print 300 Family is a series of machines with a working volume of 330x330x400 mm, available in three different laser configurations: **Print Sharp 300** with single laser, **Print Genius 300** dual laser, and **Print Brilliance 300** quad laser. Equipped with a chamber extraction system that allows removal at the end of the job of the entire working chamber with the printed part and the remaining powder to accelerate the set-up activities for a new job, improving the production rate. The ideal solution for high productive applications.



PRODUCTIVE

Up to four lasers working simultaneously during the execution of the same job over the entire building platform area according to different strategies such as: quality mode, and production mode.



FLEXIBLE

Possibility of reducing the working chamber



EASY TO SET UP

Different powder handling options: Manual (refillable hopper), Semi-automatic (pneumatic conveyor), or Automatic (closed loop from the sieving unit to the machine in inert conditions).



EFFICIENT

Optimized gas filtering unit for minimum nitrogen or argon consumption with a system of backflushing that improves the filter cartridges lifetime reducing the number of changes and the time to replace them.



SAFE

The filter unit includes the automatic passivation of the filter cartridges to eliminate any safety issues during the change of the filter cartridge. Integrated glovebox to avoid direct contact with metal powder.

Technical Specifications

300 Family

DIMENSIONS (LxWxH)	3800 (L) - 1670 (W) - 3000 (H)
WEIGHT	3000 kg.
POWER SUPPLY	380 V / 50 Hz / 25 kW / 32A
LASER* (Print Sharp 300)	Laser Yb (Ytterbium) 500 / 700 / 1000 W IR single mode
LASER* (Print Genius 300)	2 x Laser Yb 500 / 700 / 1000W IR single mode (100% overlap)
LASER* (Print Brilliance 300)	4 x Laser Yb 500 / 700 / 1000 W IR single mode (100% overlap)
LASER FOCUS DIAMETER	35 - 100 µm (adjustable focus position)
BUILDING VOLUME	330 x 330 x 400 mm (net area)** - Removable working chamber
BEAM DEFLECTION SPEED	Up to 4 x 5 m/s, 3 axis scanner
POSITIONING SPEED	Up to 4 x 10 m/s, 3 axis scanner
BUILD RATE ***	15 - 120 cm ³ /h
LAYER THICKNESS	0.02 mm - 0.1 mm
LAYER WIDTH	0.1 mm (single line width)
BUILDING PLATFORM Z-AXIS	Travel: 470 mm
HEATING PLATFORM	up to 200°C
MONITORING OF O₂ LEVEL	Below 100 ppm (0.01%)
PERMISSIBLE ROOM TEMPERATURES	15 - 30°C
GAS (Consumption - running)	6 L/min (running)
SYSTEM FILL CONSUMPTION	20 L / min. (up to filling)
CAM SOFTWARE	Materialise Magics
CONTROL & OTHER SOFTWARE	PLC / Materialise
INDUSTRIAL INTERFACES	Ethernet - Internal Modbus

* Also available with 200 W green laser and in double wavelength configuration

** Possibility of reducing the chamber

*** Depending on the process parameters and material used

- Size & Power
- Laser
- Machine and additive process details
- Peripheral & auxiliaries - Software

400 Family

POWDER BED FUSION



A HIGH-PERFORMANCE PLATFORM TO PRODUCE LARGE COMPONENTS

Print Genius 400 is the solution that best suits the specific needs of the aerospace and automotive industries. Thanks to its patented localized fume extraction system, it allows exceptional results to be obtained in terms of mechanical characteristics even on the most critical geometries. Also available in the XL version, a platform specially designed to produce large aerospace components, thanks to the possibility of building components up to one meter high.



AUTOMATED

Extractable work chamber with an external automated powder management system, which simplifies the depowdering phase, manages the powder automatically both for the sieving and recycling phases and in the reintroduction of the powder into the machine in closed loop.



CONFIGURABLE

Different laser configurations: double IR or green laser, double wavelength with one IR and one green laser or quad IR or green laser. Two options for working volume: height of 600 mm (standard) or 1000 mm (XL)



EASY TO SET UP

Automatic powder loading (closed loop from the sieving unit to the machine in inert conditions). The operator never comes into contact with the powder



EFFICIENT

The localized fume extraction system covered by 7 Prima Additive patents allows excellent results to be achieved on every type of application.


Technical Specifications

400 Family

DIMENSIONS (LxWxH)	5920 (L) - 4880 (W) - 4420 (H)
WEIGHT	18000 kg.
POWER SUPPLY	380 V / 50 Hz / 32 kW / 32A
LASER (Single wavelength)	2 x Laser Yb (Ytterbium) 500 W IR single mode / 200 W Green
LASER (Double wavelength)	1 x Laser Yb (Ytterbium) 500 W IR + 1 x 200 W Green
LASER (Quad laser)	4 x Laser Yb (Ytterbium) 500 W IR single mode / 200 W Green
LASER FOCUS DIAMETER	35 - 100 µm (adjustable focus position)
BUILDING VOLUME	430 x 430 x 600 (standard) / 1000 mm (XL) - Removable working chamber
BEAM DEFLECTION SPEED	Up to 4 x 5 m/s, 3 axis scanner
POSITIONING SPEED	Up to 4 x 10 m/s, 3 axis scanner
BUILD RATE *	15 - 120 cm ³ /h
LAYER THICKNESS	0.02 mm - 0.1 mm
LAYER WIDTH	0.1 mm (single line width)
BUILDING PLATFORM Z-AXIS	Travel: 670 mm (Standard) / 1070 mm (XL)
HEATING PLATFORM	up to 200°C
MONITORING OF O2 LEVEL	Below 100 ppm (0.01%)
PERMISSIBLE ROOM TEMPERATURES	15 - 30°C
GAS (Consumption - running)	6 L/min (running)
SYSTEM FILL CONSUMPTION	20 L / min. (up to filling)
CAM SOFTWARE	Materialise Magics
CONTROL & OTHER SOFTWARE	PLC / Materialise
INDUSTRIAL INTERFACES	Ethernet - Internal Modbus

* Depending on the process parameters and material used

- Size & Power
- Laser
- Machine and additive process details
- Peripheral & auxiliaries - Software



POWDER BED FUSION MACHINES FEATURES

- Compact machines with a build platform surface from \varnothing 150 mm to 430x430 mm and a build heights from 160 to 1000 mm for the fabrication of small and medium-sized components.
- Optimised gas flow for minimum nitrogen or argon consumption. Complete material change capability in less than 2 hours due to modular and easily removable components.
- An infrared or green fiber laser source available in single, dual or quad configuration up to 1000 W each and a laser focus diameter of 35 to 100 μm . A single linewidth of 0.1 mm and minimum layer thickness of 0.02 mm for high precision. A reliable and compact scanning head for high processing speeds and different scanning strategies.
- An intelligent control and operating software for quick part orientation and machine functions definition. With an easy to use process parameter tool, the user can also modify critical printing aspects, select scanning strategy and export files readable by the machine.
- The filter unit maintains a high degree of cleanliness of the machine, minimizing the replacement of parts subject to wear. It also has an automatic backflushing function that allows to unclog the filter cores during the printing process so as not to interrupt production.



Simple operations and set up activities



Automatic collection of excess powder not deposited during the process



Intuitive software interface to monitor the process



Safe powder management through a glovebox access door

IANUS Cell

MULTIPROCESS ROBOTIC CELL



A MULTIPROCESS SYSTEM BASED ON A ROBOTIC ARM FOR MAXIMUM FLEXIBILITY

The peculiarity of this cell is the possibility of being configured for different laser processes such as Direct Energy Deposition based on the use of powder or on the use of metal wire as a starting material, but also other laser processes not necessarily in the spectrum of the additive manufacturing, such as laser welding (proximity or remote) and laser hardening. This solution can also be configured to perform two different processes in the same machine, using the same laser source or different laser sources on the same robotic arm.



FLEXIBLE

Thanks to the possibility of installing two dedicated warehouses, it is possible to switch from one application to another by quickly and automatically changing the head installed on the robotic arm inside the machine itself. The head change, therefore, becomes comparable to a tool change.



EASY TO INTEGRATE

Thanks to the integration with SIEMENS systems, on which this platform is based, the IANUS cell easily integrates with other machines already present in your factory thanks to digital solutions based on the MindSphere open ecosystem. It is also possible to generate a digital twin of the system to facilitate the engineering work in the various stages of process development and optimization.



EFFICIENT

Immediately at work: it only takes two days to install. More efficient use of floor space for the total working envelope.



NEW APPLICATIONS

Not just additive: this product enables the realization of other advanced laser processes increasingly requested by the market, allowing you to expand your company's offer to new industries. Also available with blue laser for multi-process, multi-wavelength and multi-material hybrid additive applications.

Technical Specifications

IANUS Cell

DIMENSIONS	System: 3552 (L) - 2751 (W) - 2425 (H) mm
WEIGHT	3000 Kg
POWER SUPPLY	400 V / 50 Hz / 20 kW
INFRARED LASER	Fiber Laser Yb, CW multimode, 1-6 kW, IR 1070-1080 nm
BLUE LASER	Diode Laser, 400 - 4000 W Blue 445 ± 20 nm
WORKING VOLUME	1600 x 1200 x 700 mm*
TRANSLATORY DEGREES OF FREEDOM (X,Y,Z)	3
ROTATIONAL DEGREES OF FREEDOM (A, B, C)	3
AXES SPEED	200°/s (acceleration 300°/s ²)
ROBOT ARM NOMINAL PAYLOAD	30 kg
ACCURACY	0.05 mm
REPEATABILITY	0.05 mm
ROTOR TILT TABLE	2 interpolated axes (Tilt & Rotation) standard load capacity 120 kg, optional 300 kg
DEPOSITION RATE	up to 100 cm ³ /h**
ROUGHNESS RA	min 20 micron - typical 40 micron
DEPOSITION ACCURACY	+/- 0.2 mm / 2 mm
POWDER FEEDER	1 to 4 hopper (1.5 or 5 lt)
CAM SOFTWARE	NX Siemens (Optional)
CNC SOFTWARE	SINUMERIK ONE Siemens

* Depending on machine configuration

** Depending on the process parameters and material used

- Laser
- Machine and additive process details
- Peripheral & auxiliaries - Software

LASERDYNE® 811

DIRECT ENERGY DEPOSITION



THE FASTEST SOLUTION FOR 3D FABRICATION, REPAIRING AND CLADDING WITH QUALITY AND ACCURACY

The machine provide precision and flexibility for a wide variety components. The machine is equipped with one of the fastest laser processing systems in the industry. The controller supports 7 axes of simultaneous motion, and integrated automation to load and unload component and subassemblies, i.e. robotic, automated stock inputs, turn-table, or out feed platform.



RELIABLE

The machine encompasses over 40 years engineering and industrial laser processing expertise. The LASERDYNE® have strong reputation for consistently and quickly manufacturing quality components.



EFFICIENT

Higher overall equipment efficiency due reduced downtime and maintenance. Less resources dedicated to maintaining the machines. More efficient use of floor space for the total working envelope.



INERT CHAMBER

The machine is designed to be equipped with an inert chamber option in order to print reactive materials such as Aluminum and Titanium. The inert chamber reaches 50 ppm of oxygen concentration in all the working volume and it is possible to remove the entire building volume thanks to a pre-chamber without loose inert atmosphere inside the working chamber.



INNOVATIVE

The machine can be equipped with **REAL_DED** (REal-time Adaptive Laser beam for Direct Energy Deposition) laser deposition head, developed and patented by Prima Additive to increase the performance and the efficiency of the deposition process and let the end-user to adapt the laser beam spot dimensions in real-time during the process.

Technical Specifications

LASERDYNE® 811

DIMENSIONS	System: 2800 (L) - 6780 (W) - 3500 (H) mm
WEIGHT	9550 Kg
POWER SUPPLY	480 V / 60 Hz / 24 kW
LASER IR	Fiber Laser Yb, CW multimode, 1-6 kW, IR 1070-1080 nm
WORKING VOLUME	1100 x 800 x 600 mm
AXES (CONFIGURATION 3 AXES)	X = 1100 mm Y = 800 mm Z = 600 mm
HEAD AXES	BeamDirector® (C-D): axe C +90 -90 degrees Axe D +90 - 90 degrees
AXES SPEED	X-Y-Z >50 m/min BeamDirector® (C-D): 0-30 rpm
RESOLUTION	BeamDirector® (C-D): 0.005 degrees
ACCURACY	Linear (X-Y-Z): 25 µm bi-directional BeamDirector® (C-D): +/- 15 arc-second
REPEATABILITY	Linear (X-Y-Z): 25 µm bi-directional BeamDirector® (C-D): +/- 15 arc-second
ROTOR TILT TABLE	2 interpolated axes (Tilt & Rotation) standard load capacity 120 kg, optional 300 kg
DEPOSITION RATE	up to 100* cm ³ /h * Dependent on process parameters and material used.
ROUGHNESS RA	min 20 micron - typical 40 micron
DEPOSITION ACCURACY	+/- 0.2 mm / 2 mm
POWDER FEEDER	1 to 4 hopper (1.5 or 5 lt)
CAM SOFTWARE	MasterCam DED
CNC SOFTWARE	S94P Prima Power

- Laser
- Machine and additive process details
- Peripheral & auxiliaries - Software

LASERDYNE® 795

DIRECT ENERGY DEPOSITION



THE MEDIUM SCALE, MULTI-AXIS DEPOSITION MACHINE FOR 3D FABRICATION, REPAIRING AND COATING

Equipped with a series of innovations for deposition process, the long established Laserdyne 795 platform is able to handle small to large parts. The 5-axis platform is used extensively in aerospace that requires flexibility of motion and high accuracy. The open frame architecture and moving beam motion system allows the system to be configured to handle parts of virtually unlimited size.



FLEXIBLE

The most versatile processing platform available today for additive manufacturing technology applications. Providing access to the most difficult part geometries and combining to create the most cutting edge solution available.



PRODUCTIVE

High throughput rate due to innovative nozzle design and combining seamlessly with an efficient dual hopper powder feed system.



RELIABLE

Machine and laser generator by Prima with over 45 years of experience in laser material processing technology.



PROFITABLE

Energy efficient laser sources, low operating costs and minimal maintenance with proven long lifetime performance.



USER FRIENDLY


Control features and easy to use touch screen, a dual operating system and full complement additive manufacturing CAM software.

Technical Specifications

LASERDYNE® 795

DIMENSIONS (LxWxH)	System (Machine+laser+chiller+powder feeder + electrical cabinet): 4,100 (L) - 8,000 (W) - 3,800 (H) mm External Dust Filter Unit: 1,320 (L) - 1,500 (W) - 3,000 (H)
WEIGHT	5800 Kg
POWER SUPPLY	400V / 50 Hz / 35 kW
LASER IR	Laser Yb (Ytterbium) IR, -W, 1070-1080 nm
WORKING VOLUME	1000 x 1000 x 1000 mm (XL Version: 2000 x 1000 x 1000 mm)
HEAD AXES	BeamDirector® (C-D): C axis +90 -90 degrees D axis +100 -100 degrees
AXES VELOCITY	X-Y-Z: 0 - 20 m/min BeamDirector® (C-D): 0 - 90 rpm
RESOLUTION	Linear (X-Y-Z): 0.0025 mm BeamDirector® (C-D): 0.001 degree
ACCURACY	Linear (X-Y-Z): 0.01 mm bi-directional BeamDirector® (C-D): +/- 30 arc-second
REPEATABILITY	Linear (X-Y-Z): 0.02 mm bi-directional BeamDirector® (C-D): +/- 30 arc-second
ROTARY OPTION	2 axes Tilt & Rotation (load capacity option)
DEPOSITION RATE	up to 100* cm ³ /h
ROUGHNESS RA	min 20 micron - typical 40 micron
DEPOSITION ACCURACY	+ - 0,2 mm
POWDER FEEDER	1 to 4 hopper (1.5 l)
CAM SOFTWARE	MasterCam DED
CNC SOFTWARE	S94P Prima Power

- Size & Power
- Laser
- Machine and additive process details
- Peripheral & auxiliaries - Software



DIRECT ENERGY DEPOSITION MACHINES FEATURES

Direct Energy Deposition machines are based on a Laser Metal Deposition process that uses focused thermal energy generated from a laser source to fuse powder metal sprayed at the focal point of the laser beam. This laser beam melts the deposited powder to the component.

The laser is coaxial to the deposition head which moves in 3 to 5 simultaneous axes. A rotary tilt table can also be installed in order to keep the melt pool created in a horizontal plane. This capability makes the process suitable for adding features to existing parts as well as for repairs and coatings.

The machines could be equipped with modular powder feeder suitable for rapid change of material processed or for back-up to increase powder reserve and for processing two material simultaneously.


An additive/hybrid manufacturing intuitive software to program additive toolpaths and machining toolpaths with the possibility to control all the additive process parameters like the spot size, travel speed, laser power, shielding gas and powder flow settings.

All our solutions can be equipped with the REAL_DED (REal-time Adaptive Laser beam for Direct Energy Deposition) laser deposition head, developed and patented by Prima Additive to increase the performance and the efficiency of the deposition process and let the end-user to adapt the laser beam spot dimensions in real-time during the process.

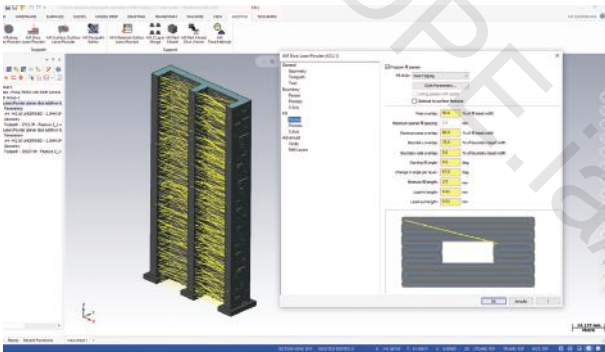




A modular powder feeder suitable for rapid change of material processed or for back-up



Possibility to add 2 more axes with a tilt rotary table



Easy-to-use cad/cam software interface for simple job preparation and toolpath simulation



Intuitive machine interface for easy part set up and printing

DED Laser Head Configurations



REAL DED Head
For high productivity applications



High Precision Configuration
Thin spot to create thin features with superior surface quality



Inert Gas Shielding Nozzle
Localized inert atmosphere to process reactive materials (e.g., titanium)

Direct Energy Deposition Kit

MODULAR DED KIT FOR REPAIR/3D APPLICATION

The DED kit includes all the equipment needed for direct energy deposition applications: an innovative and multi-purpose laser head, a highly efficient laser source and a flexible and reliable powder feeder. Prima Additive can offer the main components together or separately, allowing the retrofit of any laser machine or the integration on any type of robotic arm and structure.



MODULAR

Modular design allows the laser head to be mounted in different configurations (straight, 90 degrees, with or without monitoring system). Easy installation on any type of machinery and easy maintenance of all the components of the DED kit.



FLEXIBLE

The kit can be integrated with any laser machine and robotic system. Possibility to satisfy different requests related to laser power, laser head configuration, process monitoring system, type and capacity of the powder.



EFFICIENT

The new nozzle design allows better powder use, while the fiber laser designed to offer high performance and efficiency guarantees low maintenance operations.



PROFITABLE

Low cost of ownership along with a wide network of suppliers for materials and consumables.

MAIN FEATURES

Laser head: Modular and innovative laser head, designed to accommodate different laser processes and DED requirements. The laser head can be assembled in order to provide melt-pool monitoring (high speed camera), pressurized optical path to avoid powder infiltration and water cooled additive-made nozzle for continuous additive depositions reducing powder adhesion risk during the process. Easy maintenance (cover glass and focal lens replacement), easy alignment of powder/laser spot and integration in any machinery and robotic systems.

Powder feeder: A powder feeding system developed to offer the maximum flexibility and accommodate different materials. With the possibility of up to 4 powder hoppers and a capacity for up to 5.5 liters each, the system can be easily connected with any control system. Optional heating mats to keep the powder pre-heated, gas flow controller and powder level sensors.

Laser source: The highly efficient and compact high power fiber lasers, guarantees low maintenance operation, high reliability, and superior process performances. Industrial Fiber lasers are very easy to integrate in different machine configurations

Other options: Along with the DED kit, Prima Additive can provide the rest auxiliaries for DED process such as sieving system, vacuum cleaner as well as the AMxpress software plug in (CAM) modified for any machinery.

DED Kit

DED laser head

- Laser power up to 4 kW
- Internal clear aperture: 35 mm
- Coaxial 4 beam nozzle for high deposition rate (different configurations)
- Working distance (standoff): 8.5-9 mm
- Central purge gas line
- Camera module for monitoring system
- Light aluminum structure: 8 kg



Powder feeder

- 1 to 4 hopper (0.5 – 5.5 l)
- Power supply (230V / 110V - 50Hz/60Hz)
- Heating mats (optional)
- Level monitoring powder (optional)
- Float flow controller (optional)
- Electronic mass flow controller (optional)
- External interfaces: 0-10 v signal (analogue) or digital interfaces



Laser source

- Laser power: 1-6 kW
- Type of laser: fiber
- Beam wavelength: 1070 – 1080 nm



Other Options

(CAM software, sieve, vacuum cleaner)

- AMXpress software plug in (optional)
- Sieving system and vacuum cleaner (optional)



Prima Open Additive

The potential of the Additive Manufacturing technology is very high and far from being completely developed, with significant progress still to be made and remarkable business opportunities to be exploited.

The key factor for the successful integration of Additive Manufacturing in the traditional industrial context is the validation of application case studies.

Supporting innovation and promoting it. This is our challenge today. A challenge that can't be won single-handed: the best model for managing innovation is not centralized and closed, but open and decentralized.

This is why the network of **Prima Open Additive Labs** has been created, a **community of qualified partners** - universities, public and private research centers, innovation hubs - who **support Prima Additive in contacting and assisting customers**.

The Prima Open Additive Labs become protagonists of a **Co-Innovation process** and participate in the Prima Additive business model by sharing its advantages and profits.

PRIMA OPEN ADDITIVE LABS

What they do



AM Design



AM Process assessment and viability



Prototyping



Testing and qualification for standard compliancy



Technology transfer in case of adoption of Prima Additive technologies from customers



Are you part of a university, a research institution, or a competence center, and would you like to join the Prima Open Additive Labs network?

Write us an email at info@primaadditive.com to find out more

Additive manufacturing on-demand: Prima Additive Marketplace

Additive is competitive. This is our philosophy, but also our commitment to advancing the industry by reducing the barriers to entry in Additive Manufacturing. For this reason, we have created the Prima Additive Marketplace: a digital platform that allows you to request the printing of on-demand metal components made with the Prima Additive machines of our customers and the Prima Open Additive network.

If, on the other hand, you need to better understand if metal additive manufacturing may be the right solution for your company, you can request an application study through the Prima Additive Marketplace: our experts will evaluate your case and support you in optimizing your components for additive manufacturing.

How does the Prima Additive Marketplace work?



1. Go to
<https://marketplace.primaadditive.com/printing-request>



2. Upload on our website your 3D model



3. Choose the additive process
(Powder Bed Fusion or Direct Energy Deposition)
or ask for an application study



4. Choose the material



5. Receive your components
or your application study

Prima Additive Services: key to easier Additive Manufacturing adoption

We believe in long-term partner relationships, and the key product we deliver to our customer is not just the machines and applications, but the manufacturing capacity that our customer can achieve with our products and technology. The heart of Prima Additive service is the common goal we share with our customer: supporting, training, operating, protecting your output to guarantee performance. Our Service covers the whole life cycle of the system and technology and contributes to reach one goal: maximise the added-value and the profit for you, our customer.



TELESERVICE

Remote diagnostic and assistance. Skilled service engineers are available to operate remotely with your machines in real time.



FIELD SERVICE

Both preventive maintenance and high-quality corrective maintenance to guarantee fast recovery when there is a problem. With more than 13,000 machines installed in more than 80 countries, we are able to give you the required assistance in your language.



SERVICE AGREEMENTS

We customise service agreements to your needs.



SPARE PARTS

Original Prima Additive spare parts to guarantee full performance and prolonged durability maintained in your local hub for rapid delivery.



CONSULTATION

Wide range of consultation services on machine operation, programming and maintenance.



TRAINING

Training programs and updates for using our machines and software to their best, maximising manufacturing capacity and quality.

Contacts

STEP INTO THE NEW FRONTIER OF MANUFACTURING
WITH PRIMA ADDITIVE

Contact us for more details about the Prima Additive product
range and discover how your business could be future-ready as
early as today.

info@primaadditive.com

www.primaadditive.com



3DPE.ia/academy